



DESCRIPTION

This advanced flat panel easily replaces 2x4 Fluorescent troffers to the most current LED lighting technology. With a very high efficiency and optional controls this LED panel can provide excellent energy savings over legacy troffers. With an install time around 1-3 minutes, these fixtures reduce labor costs and increase the ROI for end users. Perfect for interior applications such as: offices, retail, healthcare, education and hospitality projects.

FEATURES

- Field selectable 80+ CRI, 3500K, 4000K, and 5000K CCTs
- Frosted Diffuser Lens reduces glare and increases visual comfort
- Automatically adjusts to full illumination in Emergency mode
- Optional integral sensor options for PIR Occupancy, Daylight Harvesting, Luminaire Level Lighting Control (LLLC) and Bi-Level operation.
- Choose from various high quality sensor manufacturers including Keilton and more
- Universal 120-277 AC voltage (50-60Hz) is standard.
- (0-10V Dimmable using compatible dimmer) with 10-100% Dimming and Dim-to-off options.

SPECIFICATIONS

Input Voltage	120-277VAC 50/60Hz
Efficacy	125 LPW
Projected Lifetime	L70 > 70,000 Hours
Dimming	0-10V, 10%-100% Dim-to-OFF
CRI / CCT	80+ CRI, 35K, 40K, 50K Selectable
Operating Temps	-20°C - 50°C
Warranty	5 Years Standard

ORDERING GUIDE

VEFP 2x4 / 8T (AD) (SRB) (23W/30W/36W) + KEI-IFS108

SERIES	Size	CRI/ CCT	DRIVER FEATURE	SENSOR BRACKET	WATTAGE	SENSOR
--------	------	----------	----------------	----------------	---------	--------

Blue Highlighted rows Indicate Standard Options

SERIES	
VEFP	LED Flat Panel Fixture
SIZE	
14	1x4 Nominal Size
22	2x2 Nominal Size
24	2x4 Nominal Size
DRIVER FEATURE	
AD	12V Aux Power, 10%-100% Dimming and Dim-to-Off
SENSOR BRACKET	
SRB	Sensor Ready Bracket

CRI / CCT	
8T	80+ CRI, 35K, 40K, 50K CCT Selectable.
WATTAGE	
18W/22W/25W	18W, 22W, and 25 Watt Selectable (1x4 and 2x2 ONLY)
23W/30W/36W	23W, 30W, and 36 Watt Selectable (2x4 ONLY)
SENSOR	
-	No Motion Sensor
KEI-IFS108	Keilton IFS108, Bluetooth 5.0 Network, PIR Motion and Daylight Harvesting
WARRANTY	
-	Standard 5 Year Limited Warranty

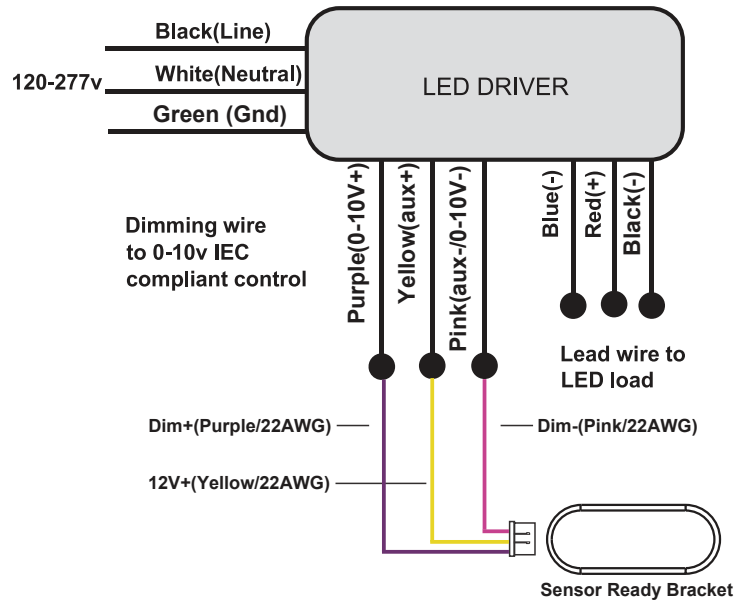
ACCESSORIES (Order Separately)	
SMK_VEF1x4	1x4 Surface Mount Kit for VEFP and VEFT Fixtures
SMK_VEF2x2	2x2 Surface Mount Kit for VEFP and VEFT Fixtures
SMK_VEF2x4	2x4 Surface Mount Kit for VEFP and VEFT Fixtures
EM8-FI	8W Emergency Battery Backup, VEMB8W-10V(D) Field Install
EM8-FA	8W Emergency Battery Backup, VEMB8W-10V(D) Factory Assembled

DLC REMIUM PRODUCT ID	ESPEN MODEL NUMBER
S-PG25OF	VEFP2X4/8T (23W/30W/36W)
S-UN6HEG	VEFP1X4/8T (20W/25W/30W)
S-S-J76K3L	VEFP2X2/8T (18W/22W/25W)

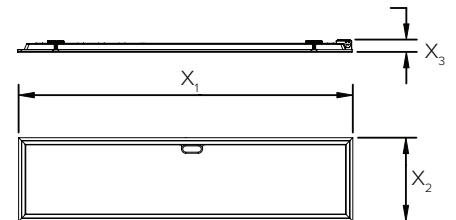
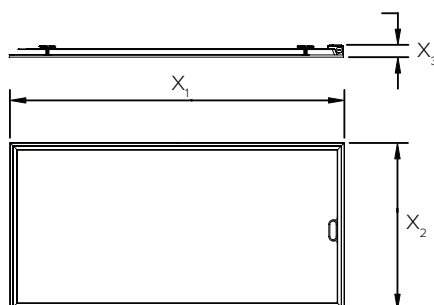
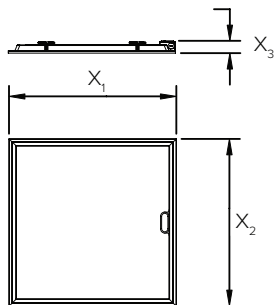
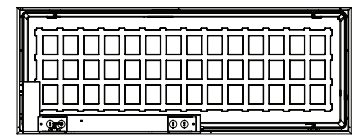
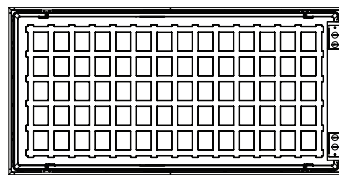
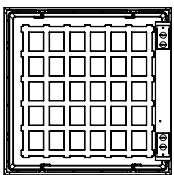


*Not all configurations are DLC listed. Consult factory or DLC's QPL (Qualified Product List) for more info.

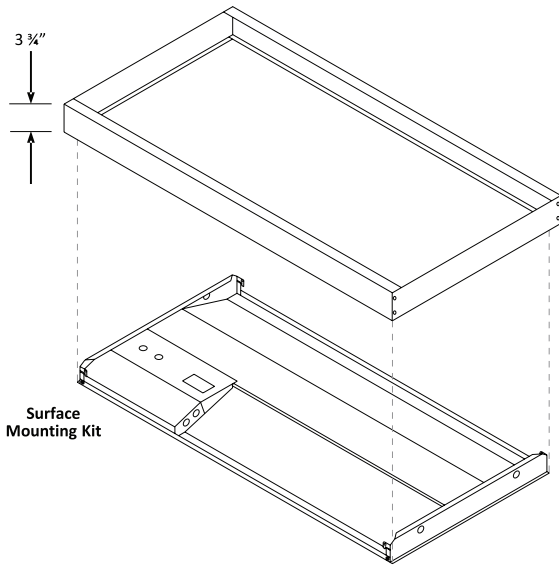
ESPEN MODEL NUMBER	LUMEN OUTPUTS	EFFICACY
VEFP2X4/8T (23W/30W/36W)	2,875 / 3,750 / 4,500	125 LPW
VEFP1X4/8T (20W/25W/30W)	2,500 / 3,125 / 3,750	125 LPW
VEFP2X2/8T (18W/22W/25W)	2,250 / 2,750 / 3,125	125 LPW

WIRING DIAGRAM

DIMENSIONS

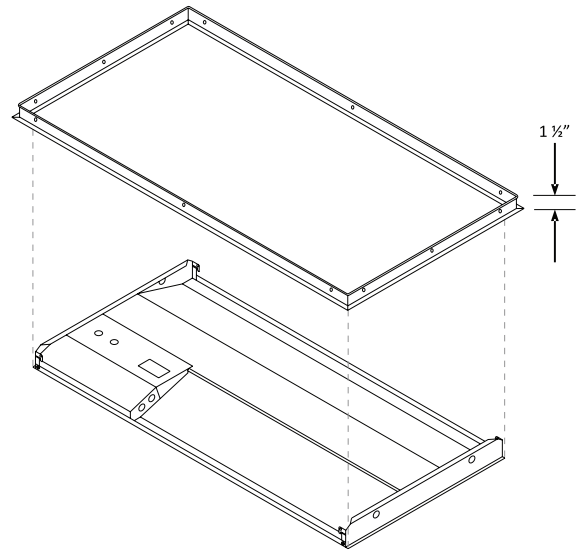
	X ₁	X ₂	X ₃
1'x4'	47.8"	11.9"	1.4"
2'x2'	23.7"	23.7"	1.4"
2'x4'	47.8"	23.7"	1.4"



**SURFACE MOUNT KIT
SMK_VEF2x4**



**HARD TOP/ DRYWALL FLANGE KIT
DFK_VEF2x4**



*Drawings show VEFT/RTL fixture for reference purposes only